



TEST REPORT
IEC 62471 and/or EN 62471
Photobiological safety of lamps and lamp systems

Report Reference No. : GZES130720700131

Tested by (name + signature) : Tim Ding

Approved by (name + signature) : Ivory Lu

Date of issue : 2013-09-02

Total number of pages : 16



Testing Laboratory : SGS-CSTC Standards Technical Services Co., Ltd. - E&E Lab
Guangzhou

Address : 198 Kezhu Road, Sciencetech Park, Guangzhou Economic & Technology Development District, Guangzhou, 510663 Guangdong, China

Applicant's name : Shenzhen Lepower Opto Electronics Co., Ltd.

Address : Bld B, Tongfukang Industrial Park, Shuitian, Shiyan, Shenzhen, Guangdong, China

Test specification:

Standard : ☐ IEC 62471: 2006 (First Edition)

☒ EN 62471: 2008

Test procedure : Test report

Non-standard test method : N/A

Test Report Form No. : IECEN62471A (Modified by SGS-CSTC, dated 2012-5, added content of EN 62471: 2008)

TRF Originator : VDE Testing and Certification Institute

Master TRF : Dated 2009-05

Copyright © 2009 IEC System for Conformity Testing and Certification of Electrical Equipment (IECEE), Geneva, Switzerland. All rights reserved.

This publication may be reproduced in whole or in part for non-commercial purposes as long as the IECEE is acknowledged as copyright owner and source of the material. IECEE takes no responsibility for and will not assume liability for damages resulting from the reader's interpretation of the reproduced material due to its placement and context.

Test item description : 5012 series

Trade Mark : --

Manufacturer : Same as applicant

Model/Type reference : 20 W, 30 W, 40 W, 50 W, 60 W, 80 W LED

Ratings : See details in page 4

Summary of testing:

These tests fulfil the requirements of standard ISO/IEC 17025.

After review, model 80 W LED was selected for test as respective.

The tests were conducted under 2560 mA powered by DC source.

Tests performed (name of test and test clause):

- 4.3.1 Actinic UV hazard exposure limit for the skin and eye
- 4.3.2 Near-UV hazard exposure limit for eye
- 4.3.3 Retinal blue light hazard exposure limit
- 4.3.4 Retinal blue light hazard exposure limit - small source
- 4.3.5 Retinal thermal hazard exposure limit
- 4.3.6 Retinal thermal hazard exposure limit – weak visual stimulus
- 4.3.7 Infrared radiation hazard exposure limits for the eye
- 4.3.8 Thermal hazard exposure limit for the skin

Testing location:

Refer to page 1.

Summary of compliance with National Differences:

Compliance with the National requirements of EUROPEAN GROUP DIFFERENCES AND NATIONAL DIFFERENCES for EN 62471: 2008.

Copy of marking plate:

N/A

Test item particulars	
Tested lamp	<input checked="" type="checkbox"/> continuous wave lamps <input type="checkbox"/> pulsed lamps
Tested lamp system	
Lamp classification group	<input type="checkbox"/> exempt <input type="checkbox"/> risk 1 <input checked="" type="checkbox"/> risk 2 <input type="checkbox"/> risk 3
Lamp cap	—
Bulb	—
Rated of the lamp	—
Furthermore marking on the lamp	—
Seasoning of lamps according IEC standard	—
Used measurement instrument	Ref. to List of test equipment used
Temperature by measurement	25 ± 5 °C
Information for safety use	—
Possible test case verdicts:	
— test case does not apply to the test object : N/A	
— test object does meet the requirement : P (Pass)	
— test object does not meet the requirement : F (Fail)	
Testing:	
Date of receipt of test item	: 2013-07-25
Date (s) of performance of tests	: 2013-07-25 to 2013-09-02
General remarks:	
<p>The test results presented in this report relate only to the object tested.</p> <p>This report shall not be reproduced, except in full, without the written approval of the Issuing testing laboratory.</p> <p>"(See Enclosure #)" refers to additional information appended to the report.</p> <p>"(See appended table)" refers to a table appended to the report.</p> <p>Throughout this report a comma is used as the decimal separator.</p> <p>List of test equipment must be kept on file and available for review.</p> <p>When determining for test conclusion, measurement uncertainty of tests has been considered.</p> <p>This document is issued by the Company subject to its General Conditions of Service, available on request or accessible at www.sgs.com/terms_and_conditions.htm and, for electronic format documents, subject to Terms and Conditions for Electronic Documents at www.sgs.com/terms_e-document.htm.</p> <p>Attention is drawn to the limitation of liability, indemnification and jurisdiction issues defined therein. Any holder of this document is advised that information contained hereon reflects the Company's findings at the time of its intervention only and within the limits of Client's instructions, if any. The Company's sole responsibility is to its Client and this document does not exonerate parties to a transaction from exercising all their rights and obligations under the transaction documents. This document cannot be produced except in full, without prior written approval of the Company. Any unauthorized alteration, forgery or falsification of the content or appearance of this document is unlawful and offenders may be prosecuted to the fullest extent of the law.</p>	

General product information:

The product can emit neutral white light when powered.

Deviation between models:

Models 20 W, 30 W, 40 W, 50 W, 60 W, 80 W LED are identical in electrical and mechanical construction except for the different model name, quantity of module and power.

Rating:

Model name	Rated Voltage	Current	CCT	Rated Power
20 W LED	30 V – 34 V d.c.	640 mA	4000 K – 4500 K	20 W
30 W LED	30 V – 34 V d.c.	960 mA	4000 K – 4500 K	30 W
40 W LED	30 V – 34 V d.c.	1280 mA	4000 K – 4500 K	40 W
50 W LED	30 V – 34 V d.c.	1600 mA	4000 K – 4500 K	50 W
60 W LED	30 V – 34 V d.c.	1920 mA	4000 K – 4500 K	60 W
80 W LED	30 V – 34 V d.c.	2560 mA	4000 K – 4500 K	80 W

IEC 62471			
Clause	Requirement + Test		Verdict
4	EXPOSURE LIMITS		--
4.1	General		N/A
	The exposure limits in this standard is not less than 0,01 ms and not more than any 8-hour period and should be used as guides in the control of exposure		N/A
	Detailed spectral data of a light source are generally required only if the luminance of the source exceeds $10^4 \text{ cd}\cdot\text{m}^{-2}$	see clause 4.3	N/A
4.3	Hazard exposure limits		N/A
4.3.1	Actinic UV hazard exposure limit for the skin and eye		N/A
	The exposure limit for effective radiant exposure is $30 \text{ J}\cdot\text{m}^{-2}$ within any 8-hour period		N/A
	To protect against injury of the eye or skin from ultraviolet radiation exposure produced by a broad-band source, the effective integrated spectral irradiance, E_s , of the light source shall not exceed the levels defined by:		N/A
	$E_s \cdot t = \sum_{200}^{400} \sum_t E_\lambda(\lambda, t) \cdot S_{UV}(\lambda) \cdot \Delta t \cdot \Delta \lambda \leq 30 \quad \text{J}\cdot\text{m}^{-2}$		N/A
	The permissible time for exposure to ultraviolet radiation incident upon the unprotected eye or skin shall be computed by:		N/A
	$t_{\max} = \frac{30}{E_s} \quad \text{s}$		N/A
4.3.2	Near-UV hazard exposure limit for eye		N/A
	For the spectral region 315 nm to 400 nm (UV-A) the total radiant exposure to the eye shall not exceed $10000 \text{ J}\cdot\text{m}^{-2}$ for exposure times less than 1000 s. For exposure times greater than 1000 s (approximately 16 minutes) the UV-A irradiance for the unprotected eye, E_{UVA} , shall not exceed $10 \text{ W}\cdot\text{m}^{-2}$.		N/A
	The permissible time for exposure to ultraviolet radiation incident upon the unprotected eye for time less than 1000 s, shall be computed by:		N/A
	$t_{\max} \leq \frac{10\,000}{E_{UVA}} \quad \text{s}$		N/A
4.3.3	Retinal blue light hazard exposure limit		N/A
	To protect against retinal photochemical injury from chronic blue-light exposure, the integrated spectral radiance of the light source weighted against the blue-light hazard function, $B(\lambda)$, i.e., the blue-light weighted radiance, L_B , shall not exceed the levels defined by:	see table 4.2	N/A

IEC 62471			
Clause	Requirement + Test	Result – Remark	Verdict
	$L_B \cdot t = \sum_{300}^{700} \sum_t L_\lambda(\lambda, t) \cdot B(\lambda) \cdot \Delta\lambda \cdot \Delta t \leq 10^6 \quad \text{J} \cdot \text{m}^{-2} \cdot \text{sr}^{-1}$	for $t \leq 10^4 \text{ s}$	N/A
	$L_B = \sum_{300}^{700} L_\lambda \cdot B(\lambda) \cdot \Delta\lambda \leq 100 \quad \text{W} \cdot \text{m}^{-2} \cdot \text{sr}^{-1}$		N/A
4.3.4	Retinal blue light hazard exposure limit - small source		
	Thus the spectral irradiance at the eye E_λ , weighted against the blue-light hazard function $B(\lambda)$ shall not exceed the levels defined by:		N/A
	$E_B \cdot t = \sum_{300}^{700} \sum_t E_\lambda(\lambda, t) \cdot B(\lambda) \cdot \Delta\lambda \cdot \Delta t \leq 100 \quad \text{J} \cdot \text{m}^{-2}$		N/A
	$E_B = \sum_{300}^{700} E_\lambda \cdot B(\lambda) \cdot \Delta\lambda \leq 1 \quad \text{W} \cdot \text{m}^{-2}$		N/A
4.3.5	Retinal thermal hazard exposure limit		N/A
	To protect against retinal thermal injury, the integrated spectral radiance of the light source, L_λ , weighted by the burn hazard weighting function $R(\lambda)$ (from Figure 4.2 and Table 4.2), i.e., the burn hazard weighted radiance, shall not exceed the levels defined by:		N/A
	$L_R = \sum_{380}^{1400} L_\lambda \cdot R(\lambda) \cdot \Delta\lambda \leq \frac{50\,000}{\alpha \cdot t^{0,25}} \quad \text{W} \cdot \text{m}^{-2} \cdot \text{sr}^{-1} \quad (10 \mu\text{s} \leq t \leq 10 \text{ s})$		N/A
4.3.6	Retinal thermal hazard exposure limit – weak visual stimulus		
	For an infrared heat lamp or any near-infrared source where a weak visual stimulus is inadequate to activate the aversion response, the near infrared (780 nm to 1400 nm) radiance, L_{IR} , as viewed by the eye for exposure times greater than 10 s shall be limited to:		N/A
	$L_{IR} = \sum_{780}^{1400} L_\lambda \cdot R(\lambda) \cdot \Delta\lambda \leq \frac{6\,000}{\alpha} \quad \text{W} \cdot \text{m}^{-2} \cdot \text{sr}^{-1}$		N/A
4.3.7	Infrared radiation hazard exposure limits for the eye		N/A
	The avoid thermal injury of the cornea and possible delayed effects upon the lens of the eye (cataractogenesis), ocular exposure to infrared radiation, E_{IR} , over the wavelength range 780 nm to 3000 nm, for times less than 1000 s, shall not exceed:		N/A
	$E_{IR} = \sum_{780}^{3000} E_\lambda \cdot \Delta\lambda \leq 18\,000 \cdot t^{-0,75} \quad \text{W} \cdot \text{m}^{-2}$		N/A
	For times greater than 1000 s the limit becomes:		N/A

IEC 62471			
Clause	Requirement + Test	Result – Remark	Verdict
	$E_{IR} = \sum_{780}^{3000} E_{\lambda} \cdot \Delta\lambda \leq 100 \quad W \cdot m^{-2}$		N/A
4.3.8	Thermal hazard exposure limit for the skin		N/A
	Visible and infrared radiant exposure (380 nm to 3000 nm) of the skin shall be limited to:		N/A
	$E_H \cdot t = \sum_{380}^{3000} \sum_t E_{\lambda}(\lambda, t) \cdot \Delta\lambda \cdot \Delta t \leq 20\,000 \cdot t^{0,25} \quad J \cdot m^{-2}$		N/A

5	MEASUREMENT OF LAMPS AND LAMP SYSTEMS		--
5.1	Measurement conditions		P
	Measurement conditions shall be reported as part of the evaluation against the exposure limits and the assignment of risk classification.		P
5.1.1	Lamp ageing (seasoning)		N/A
	Seasoning of lamps shall be done as stated in the appropriate IEC lamp standard.		N/A
5.1.2	Test environment		P
	For specific test conditions, see the appropriate IEC lamp standard or in absence of such standards, the appropriate national standards or manufacturer's recommendations.		P
5.1.3	Extraneous radiation		P
	Careful checks should be made to ensure that extraneous sources of radiation and reflections do not add significantly to the measurement results.		P
5.1.4	Lamp operation		P
	Operation of the test lamp shall be provided in accordance with:		P
	– the appropriate IEC lamp standard, or		N/A
	– the manufacturer's recommendation		P
5.1.5	Lamp system operation		P
	The power source for operation of the test lamp shall be provided in accordance with:		P
	– the appropriate IEC standard, or		N/A
	– the manufacturer's recommendation		P
5.2	Measurement procedure		P
5.2.1	Irradiance measurements		P
	Minimum aperture diameter 7mm.		P
	Maximum aperture diameter 50 mm.		P

IEC 62471			
Clause	Requirement + Test	Result – Remark	Verdict
	The measurement shall be made in that position of the beam giving the maximum reading.		P
	The measurement instrument is adequate calibrated.		P
5.2.2	Radiance measurements		P
5.2.2.1	Standard method		N/A
	The measurements made with an optical system.		N/A
	The instrument shall be calibrated to read in absolute radiant power per unit receiving area and per unit solid angle to acceptance averaged over the field of view of the instrument.		N/A
5.2.2.2	Alternative method		P
	Alternatively to an imaging radiance set-up, an irradiance measurement set-up with a circular field stop placed at the source can be used to perform radiance measurements.		P
5.2.3	Measurement of source size		P
	The determination of α , the angle subtended by a source, requires the determination of the 50% emission points of the source.		P
5.2.4	Pulse width measurement for pulsed sources		N/A
	The determination of Δt , the nominal pulse duration of a source, requires the determination of the time during which the emission is > 50% of its peak value.		N/A
5.3	Analysis methods		P
5.3.1	Weighting curve interpolations		P
	To standardize interpolated values, use linear interpolation on the log of given values to obtain intermediate points at the wavelength intervals desired.	see table 4.1	P
5.3.2	Calculations		P
	The calculation of source hazard values shall be performed by weighting the spectral scan by the appropriate function and calculating the total weighted energy.		P
5.3.3	Measurement uncertainty		P
	The quality of all measurement results must be quantified by an analysis of the uncertainty.	see Annex C in the norm	P
6	LAMP CLASSIFICATION		--
	For the purposes of this standard it was decided that the values shall be reported as follows:	see IEC 62471 table 6.1	P

IEC 62471			
Clause	Requirement + Test	Result – Remark	Verdict
	– for lamps intended for general lighting service, the hazard values shall be reported as either irradiance or radiance values at a distance which produces an illuminance of 500 lux, but not at a distance less than 200 mm		N/A
	– for all other light sources, including pulsed lamp sources, the hazard values shall be reported at a distance of 200 mm	r = 200 mm	P
6.1	Continuous wave lamps		P
6.1.1	Exempt Group		N/A
	In the exempt group are lamps, which do not pose any photobiological hazard. The requirement is met by any lamp that does not pose:		N/A
	– an actinic ultraviolet hazard (E_S) within 8-hours exposure (30000 s), nor		N/A
	– a near-UV hazard (E_{UVA}) within 1000 s, (about 16 min), nor		N/A
	– a retinal blue-light hazard (L_B) within 10000 s (about 2,8 h), nor		N/A
	– a retinal thermal hazard (L_R) within 10 s, nor		N/A
	– an infrared radiation hazard for the eye (E_{IR}) within 1000 s		N/A
6.1.2	Risk Group 1 (Low-Risk)		N/A
	In this group are lamps, which exceeds the limits for the exempt group but that does not pose:		N/A
	– an actinic ultraviolet hazard (E_S) within 10000 s, nor		N/A
	– a near ultraviolet hazard (E_{UVA}) within 300 s, nor		N/A
	– a retinal blue-light hazard (L_B) within 100 s, nor		N/A
	– a retinal thermal hazard (L_R) within 10 s, nor		N/A
	– an infrared radiation hazard for the eye (E_{IR}) within 100 s		N/A
	Lamps that emit infrared radiation without a strong visual stimulus and do not pose a near-infrared retinal hazard (L_{IR}), within 100 s are in Risk Group 1.		N/A
6.1.3	Risk Group 2 (Moderate-Risk)		P
	This requirement is met by any lamp that exceeds the limits for Risk Group 1, but that does not pose:		P
	– an actinic ultraviolet hazard (E_S) within 1000 s exposure, nor		P
	– a near ultraviolet hazard (E_{UVA}) within 100 s, nor		P

IEC 62471			
Clause	Requirement + Test	Result – Remark	Verdict
	– a retinal blue-light hazard (L_B) within 0,25 s (aversion response), nor		P
	– a retinal thermal hazard (L_R) within 0,25 s (aversion response), nor		P
	– an infrared radiation hazard for the eye (E_{IR}) within 10 s		N/A
	Lamps that emit infrared radiation without a strong visual stimulus and do not pose a near-infrared retinal hazard (L_{IR}), within 10 s are in Risk Group 2.		N/A
6.1.4	Risk Group 3 (High-Risk)		N/A
	Lamps which exceed the limits for Risk Group 2 are in Group 3.		N/A
6.2	Pulsed lamps		N/A

EN 62471			
Clause	Requirement + Test	Result - Remark	Verdict
	CENELEC COMMON MODIFICATIONS (EN)		--
4	EXPOSURE LIMITS		--
	Contents of the whole Clause 4 of IEC 62471:2006 moved into a new informative Annex ZB		—
	Clause 4 replaced by the following:		P
	Limits of the Artificial Optical Radiation Directive (2006/25/EC) have been applied instead of those fixed in IEC 62471:2006	See EN 62471 table 6.1	P
4.1	General		P
	First paragraph deleted		—

IEC 62471			
Clause	Requirement + Test	Result – Remark	Verdict

Table 6.1 Emission limits for risk groups of continuous wave lamps									N/A
Risk	Action spectrum	Symbol	Units	Emission Measurement					
				Exempt		Low risk		Mod risk	
				Limit	Result	Limit	Result	Limit	Result
Actinic UV	$S_{UV}(\lambda)$	E_s	$W \cdot m^{-2}$	0,001	--	0,003	--	0,03	--
Near UV	--	E_{UVA}	$W \cdot m^{-2}$	10	--	33	--	100	--
Blue light	$B(\lambda)$	L_B	$W \cdot m^{-2} \cdot sr^{-1}$	100	--	10000	--	4000000	--
Blue light, small source	$B(\lambda)$	E_B	$W \cdot m^{-2}$	1,0*	--	1,0	--	400	--
Retinal thermal	$R(\lambda)$	L_R	$W \cdot m^{-2} \cdot sr^{-1}$	$28000/\alpha$	--	$28000/\alpha$	--	$71000/\alpha$	--
Retinal thermal, weak visual stimulus**	$R(\lambda)$	L_{IR}	$W \cdot m^{-2} \cdot sr^{-1}$	$6000/\alpha$	--	$6000/\alpha$	--	$6000/\alpha$	--
IR radiation, eye	--	E_{IR}	$W \cdot m^{-2}$	100	--	570	--	3200	--
* Small source defined as one with $\alpha < 0,011$ radian. Averaging field of view at 10000 s is 0,1 radian. ** Involves evaluation of non-GLS source									

EN 62471			
Clause	Requirement + Test	Result – Remark	Verdict

Table 6.1		Emission limits for risk groups of continuous wave lamps (based on EU Directive 2006/25/EC)(for 80 W LED)							P
Risk	Action spectrum	Symbol	Units	Emission Measurement					
				Exempt		Low risk		Mod risk	
				Limit	Result	Limit	Result	Limit	Result
Actinic UV	$S_{UV}(\lambda)$	E_s	$W \cdot m^{-2}$	0,001	0	-	-	-	-
Near UV	--	E_{UVA}	$W \cdot m^{-2}$	0,33	0	-	-	-	-
Blue light	$B(\lambda)$	L_B	$W \cdot m^{-2} \cdot sr^{-1}$	100	772,3	10000	25878,4	4000000	197124,1
Blue light, small source	$B(\lambda)$	E_B	$W \cdot m^{-2}$	0,01*	--	1,0	--	400	--
Retinal thermal	$R(\lambda)$	L_R	$W \cdot m^{-2} \cdot sr^{-1}$	$28000/\alpha$	331273,4	$28000/\alpha$	331273,4	$71000/\alpha$	603952,5
Retinal thermal, weak visual stimulus**	$R(\lambda)$	L_{IR}	$W \cdot m^{-2} \cdot sr^{-1}$	545000 $0,0017 \leq \alpha \leq 0,011$	--				
				$6000/\alpha$ $0,011 \leq \alpha \leq 0,1$	--				
IR radiation, eye	--	E_{IR}	$W \cdot m^{-2}$	100	--	570	--	3200	--
* Small source defined as one with $\alpha < 0,011$ radian. Averaging field of view at 10000 s is 0,1 radian. ** Involves evaluation of non-GLS source									

Photo documentation

Details of: View for the 20 W LED

View:

☒ general

☐ front

☐ rear


☐ right

☐ left

☐ top

☐ bottom

☐ Internal



Details of: View for the 30 W LED

View:

☒ general

☐ front

☐ rear


☐ right

☐ left

☐ top

☐ bottom

☐ Internal



Details of: View for the 40 W LED

View:

☒ general

☐ front

☐ rear


☐ right

☐ left

☐ top

☐ bottom

☐ Internal



Details of: View for the 50 W LED

View:

☒ general

☐ front

☐ rear


☐ right

☐ left

☐ top

☐ bottom

☐ Internal



Details of: View for the 60 W LED

View:

☒ general

☐ front

☐ rear


☐ right

☐ left

☐ top

☐ bottom

☐ Internal



Details of: View for the 80 W LED

View:

☒ general

☐ front

☐ rear


☐ right

☐ left

☐ top

☐ bottom

☐ Internal



— End of report —